

## My Learning Fusion – Release •1.1 (‘Pinwheel’)

Welcome to the first official release notice for the next generation of My Learning VLE, entitled “**Fusion**”. As part of the new name, we’re labelling our releases after the names of Galaxies... we figured that there’s plenty out there to choose from! Release 1 has been named “Pinwheel”.

The “Pinwheel Edition” has focused on some major new features, with a slight focus on integration and assessment modules.



As always, we welcome feedback for ideas, improvements and testing from everyone within the community. You can provide feedback within your product by clicking “Create a ticket” at the lower left of your system once logged in.

We hope you enjoy this edition, and look forward to the next edition, entitled “Whirlpool” in late May 2017.



Alan Sawyers  
(Technical Director)

# Contents

Major New Features	Page 3
Minor New Features	Page 12
Bug Fixes	Page 19
Next Minor Release	Page 21

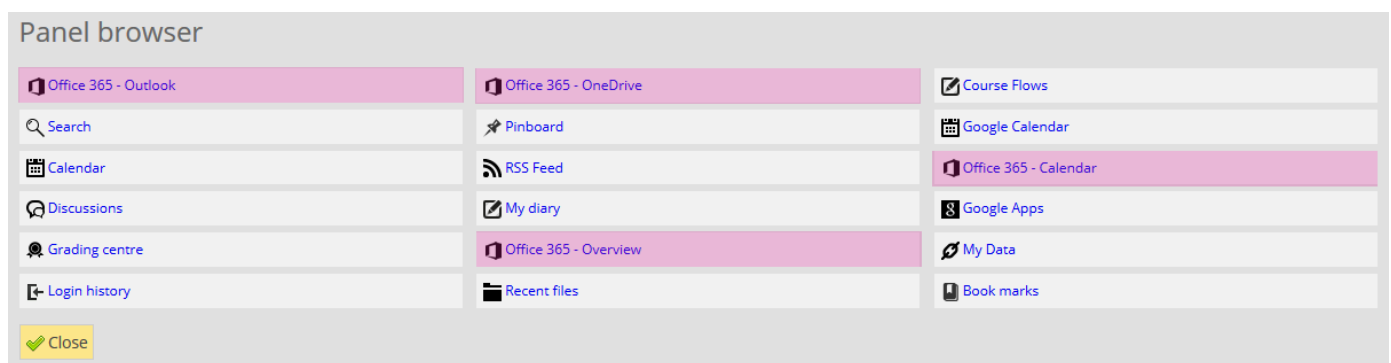
These release notes are also available on your login page by clicking “**•1.1**” at the lower right. They’re also at the footer of your product entitled “**Latest Release Notes**”. They can also be downloaded with this URL:

[http://mylearningltd.com/documents/Release\\_V1-1.pdf](http://mylearningltd.com/documents/Release_V1-1.pdf)

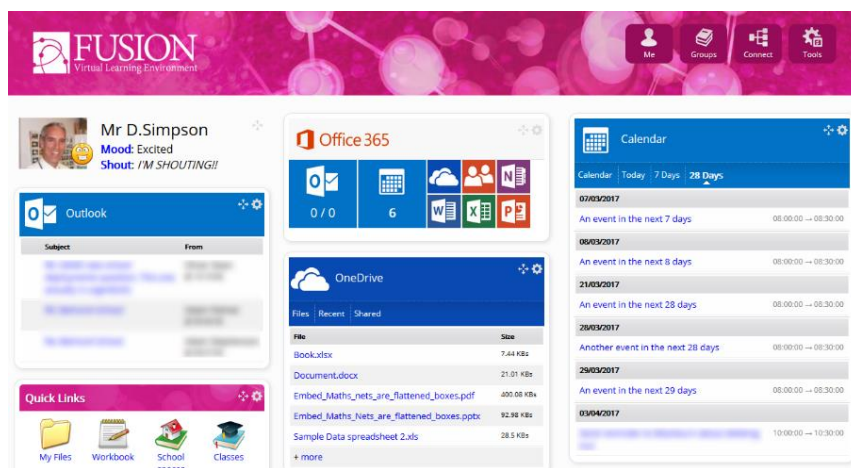
# Major New Features

## Office 365 Tighter Integration

We've added much tighter integration for Microsoft Office 365 (Personal and Business editions). You will now find that your Dashboard Panel manager contains four new panels that you can select to add to your homepage dashboard.



These four new panels allow you to enjoy a much richer O365 experience by providing information directly onto your homepage such as Email, Calendar Events and a general launch point for Office.



Each of the four new panels can be added and used independently on your homepage dashboard and customised.

Currently there is a mail preview panel, a calendar summary panel, a OneDrive file panel and a general office 365 panel.


Further panels will be released towards the next minor revision.



You can edit your dashboard by clicking "Edit Dashboard" at the top right of the homepage.

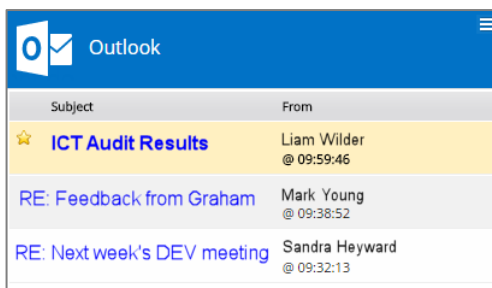
## Office 365 Panel Details

### Office 365 – Overview



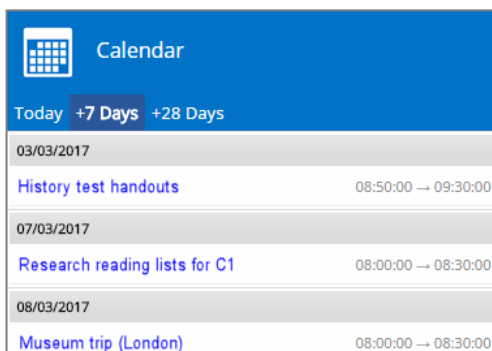
The Overview Office panel will provide a summary of your unread emails (in yellow) and your total new emails (in white). You will also see a count of your next 28 days' worth of events. There are additional Office application icons which will launch your "apps" on any device.

### Office 365 – Outlook



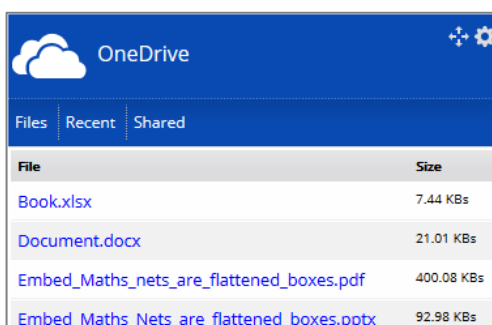
The Outlook panel summarises all your most recent inbox emails, and highlights any which are new during the last 5 minutes. Clicking any of these links will open your app to view the email within the O365 product (on any device).

### Office 365 – Calendar



The Calendar panel will preview all your upcoming events and appointments up to 28 days in the future. These can be selected and altered using the tabs within the panel if you need to see only today's events for example.


### Office 365 – OneDrive






The OneDrive panel will show all files in your 365 OneDrive, recent files and shared files, directly shared to you by other people

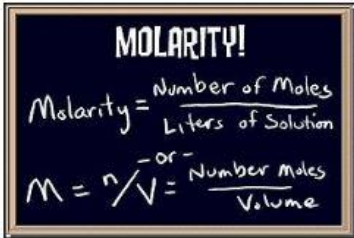
## New Homework description editor

When creating homework, the description box now uses a rich text editor, so you can style it up however you want. This allows you to format text and insert links/images. Other resources can still be added as previously, using the drag and drop uploader, the clipboard or the new file option.



Chemistry - molarity



Complete the molarity problems in your chemistry book or upload your work here  
Use the examples below to guide you  
[Click here for more help](#)

---

**Example #5:** Calculate the molarity of 25.0 grams of KBr dissolved in 750.0 mL.

$$\frac{25.0 \text{ g}}{119.0 \text{ g/mol}} = 0.210 \text{ mol}$$

$$\frac{0.210 \text{ mol}}{0.750 \text{ L}} = 0.280 \text{ M}$$

---

**Example #6:** 80.0 grams of glucose ( $\text{C}_6\text{H}_{12}\text{O}_6$ , mol. wt = 180. g/mol) is dissolved in enough water to make 1.00 L of solution. What is its molarity?

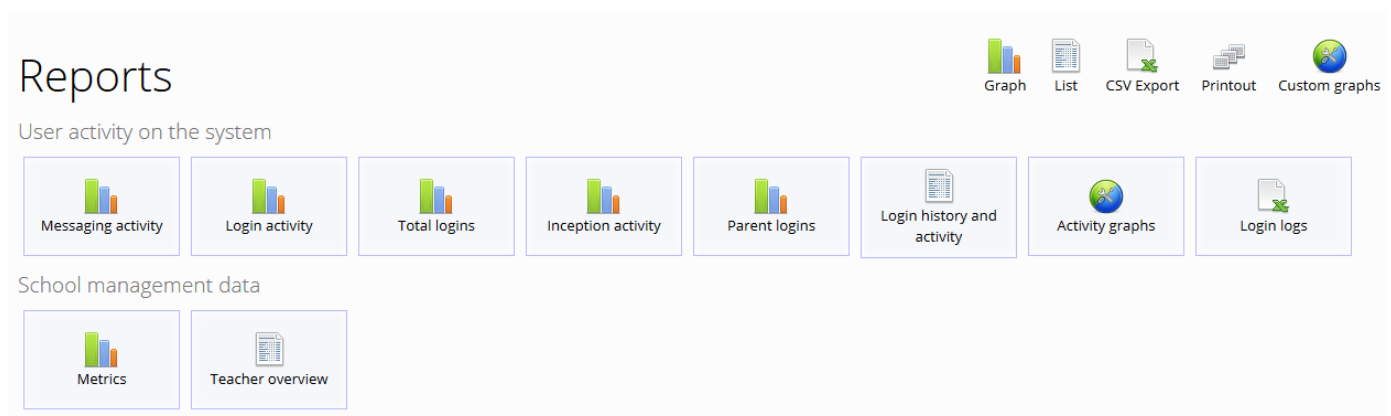
$$\frac{80.0 \text{ g}}{180.0 \text{ g/mol}} = 0.444 \text{ mol}$$

$$\frac{0.444 \text{ mol}}{1.00 \text{ L}} = 0.444 \text{ M}$$

Due date: Homework is due today! - Monday 6th of March 2017
Archive date: Tuesday 7th of March 2017

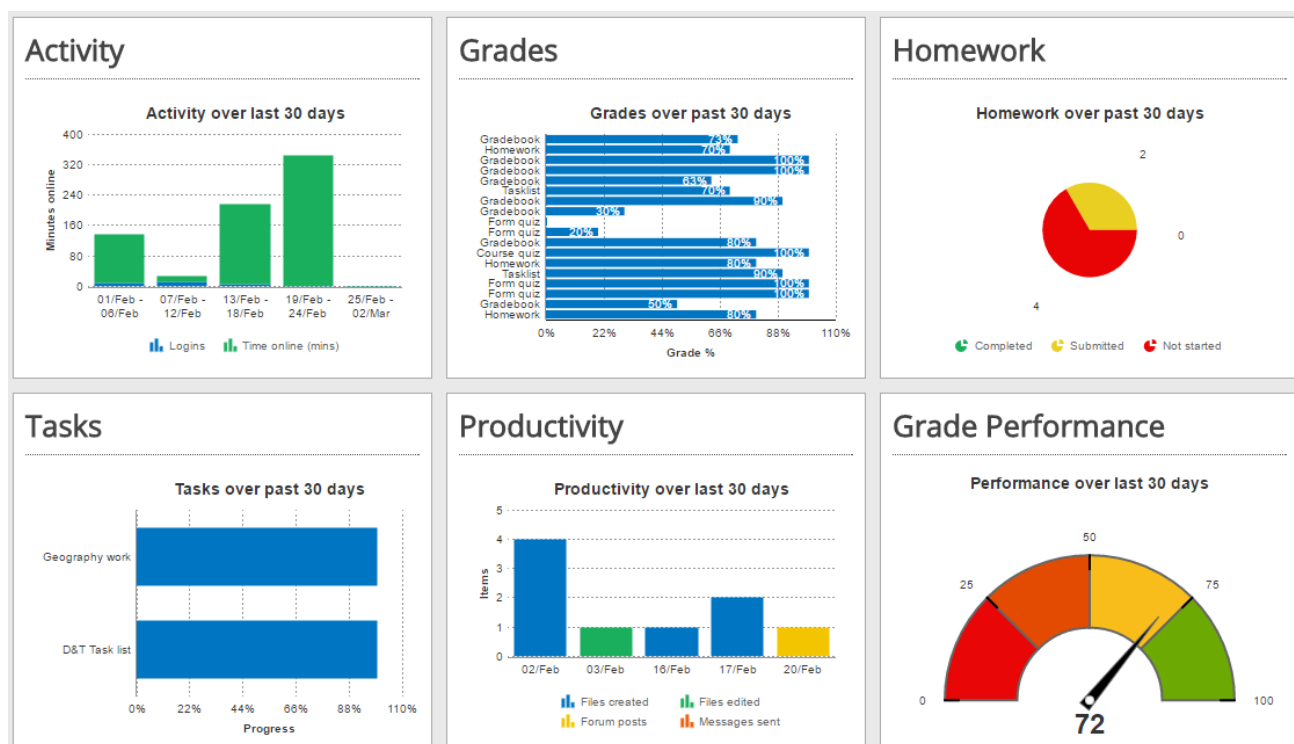
## New “Metrics” Report and “Report” Menu

Fusion has a range of reports, graphs and metrics, which historically have remained scattered throughout the system. We are pleased to advise that we’ve now created a single place where all reports will reside. Teachers, staff and administrators will now find a new link at the top of the screen entitled “Reports” which will provide a single page, detailing all the reports and metrics available from the platform. The screen also includes a legend which will clearly indicate the types of reports which are now available.



The new “Metrics” button provides a more detailed analysis of your school community.

If your school is linked to a Management Information System (MIS) such as Capita SIMS, then you’ll also have access to attendance and behaviour information. *Note, this currently applies to SIMS users (iSAMS will follow shortly).*

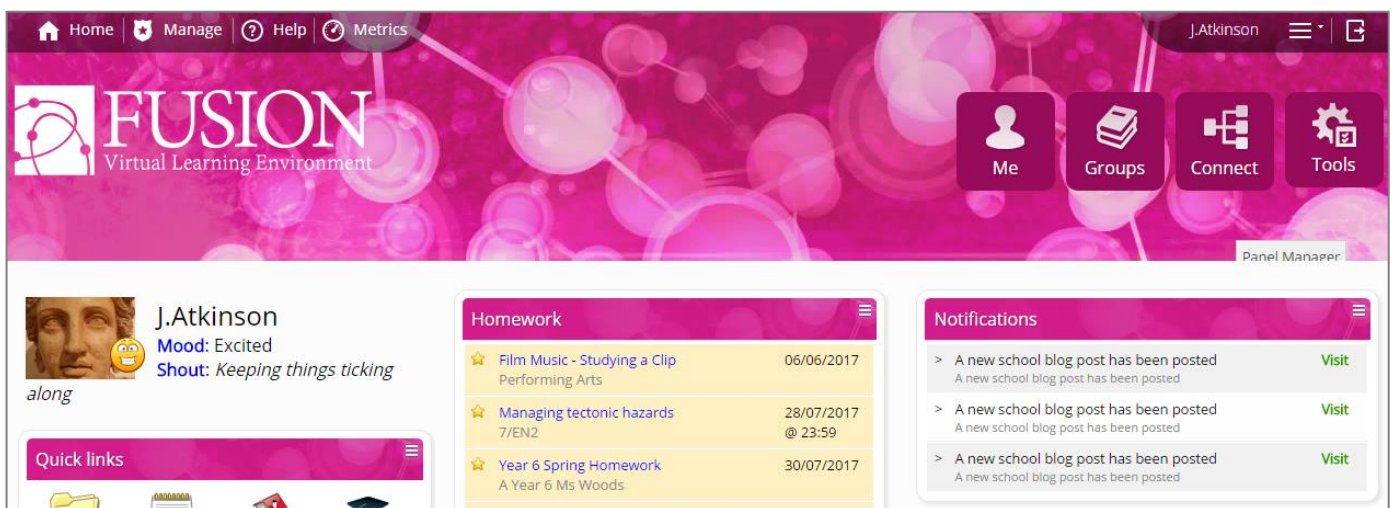




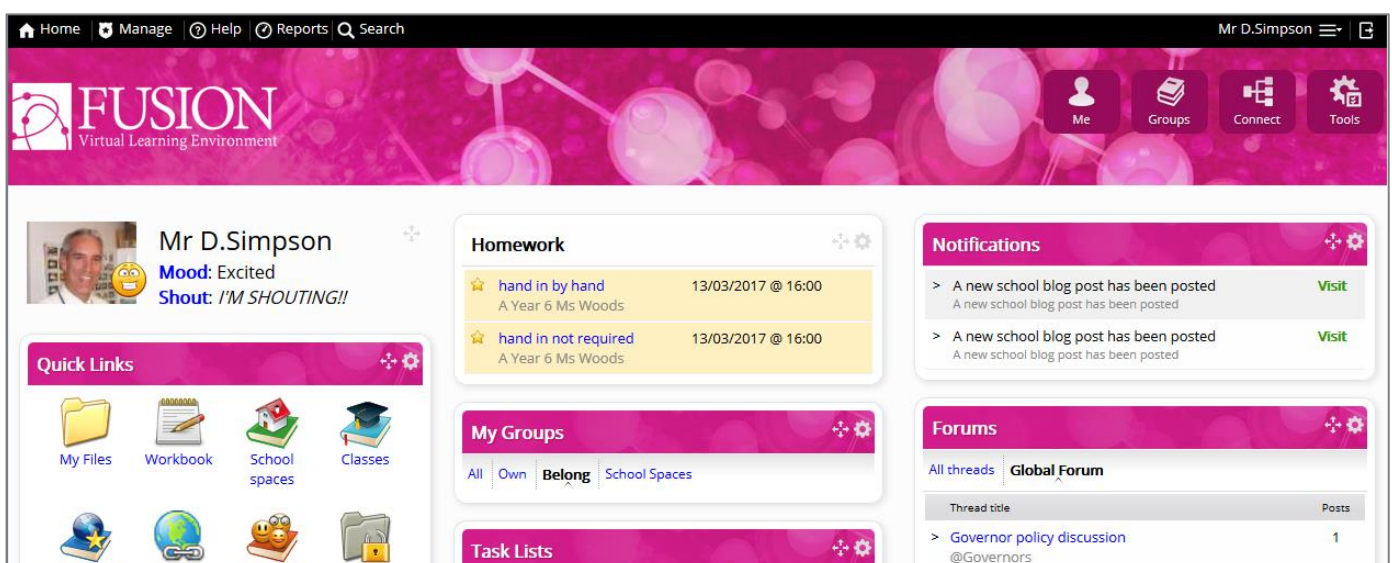
## Graphical Change: “Slim Mode”

More than 20% of our users now regularly use the platform on a tablet device. We must ensure that Fusion continues to operate smoothly on a range of portable computing devices. To continue to enhance the experience of tablet devices, and ensure that we maximise the use of screen-space we have reduced the height of our themes so that users have even more space on their screens. We have also improved the speed of the homepage and introduced a new continuous “top bar” which acts as a common method of accessing important parts of the platform.

### Old Design: Fusion •1.0



### New Design: Fusion •1.1



Users now have 10 to 15% more vertical space on a standard monitor or tablet.

## Course Quizzes Are Now Automatically Graded


Fusion now allows you to apply Grade Templates within Quizzes (inside a Course). Teachers can edit their Quizzes and select to apply any given grading template to the quiz. Once the student has completed the test we automatically apply the grade template to their score and show it on the test results page. And, as part of our upcoming “Mark Book” service, the results of the quiz can be sent to the Mark Book as part of ongoing grade submissions for the student.

You can select a Grading Template by editing the “Test Properties” page in your Course:

Grade submissions?

Grading template

Once the student has completed the quiz, you will then see the grade automatically:

Student	Lowest	Highest	Average	# Attempts	Average time	Grade
S. Greensit	3	3	3	1	2 Hours 19 Minutes 20 Seconds	
Honor Tupper	0	0	0	0	0 Seconds	
D. Simpson	1	5	3	3	27 Seconds	Grade  E 30%

Export grades to markbook

In our next minor update, we will be releasing the “Mark Book” feature of Fusion, which serves as a central repository for ongoing grading and assessment throughout the product. The new Mark Book can receive grades from Forms, Quizzes, Tasks and Homework – all contained and searchable within a single place.



Grading can be applied to any existing, or new Quiz within your Courses and is entirely optional.



## Fusion Form Handler (v3) Released

Since 2014, My Learning has been equipped with a built-in form handler which allows to teachers to design custom forms to receive feedback and data from users (parents too). It's proven to be a very useful facility of the product and as such we've taken many enquiries on how to further improve the system. In v1.1 of Fusion we have now updated the Form Handler with the following new abilities:

1. The navigation of forms when creating has been improved. Tabs are always visible to navigate between 'Build', 'Settings', 'View' and 'Reports'



2. Teachers and students can now mark "free-text" answers.

Question	William Brookes	Expected answers
What was the independent variable that the scientist CHANGED?	The temperature after 20 minutes	The material
	0	0%
	0 / 1	

3. You can now grade form responses. Teachers must select them via a new checkbox and select "grade".

William Brookes	16/01/2017 @ 11:55	<a href="#">View</a>   <a href="#">Compare</a>	<a href="#">Delete submission</a> <input checked="" type="checkbox"/>
<div>1,2,3,4,5,6,7,8,9</div>			<a href="#">Grade selected</a>

The score from the quiz is now automatically converted to a grade and stored against that student.

William Brookes	16/01/2017 @ 11:55	<a href="#">View</a>   <a href="#">Compare</a>	<a href="#">Delete submission</a>	Grade  5
				60%

4. There is a new option to have radio buttons (only one answer) instead of 'drop-down' select for single response answers.
5. Students can now view their form results (if allowed) by clicking the 'results' button in the top right of the grey toolbar when viewing the form.



6. A form being used as a quiz can now have timers. Once the time has elapsed, then the form is automatically submitted!

## 14 New Language Packs Added

We're pleased to announce that we've added 14 new language packs to the product. Notable entries include support for Kurdish, Pashto and Kyrgyz with new language splits for two types of Gaelic and support for Frisian (for our colleagues in The Northern Netherlands). It is unlikely that our product will add any more languages, since we now cover 96% of the world's language requirements, standing at 113 languages!

Amharic 	Corsican 	Frisian 	Irish 
Scottish 	Hawaiian 	Kurdish 	Kyrgyz 
Luxembourgish 	Pashto 	Sindhi 	Samoan 
Shona 	Xhosa 		

These language packs have been updated for Teachers, Students and Parents on all devices.



You can change your language at the top right of the platform by clicking "Languages".


















## Parent Portal Ad-Boards


























We introduced the concept of advertising boards over a year ago so that schools could place information into specific immovable panels which would appear for Students and Teachers. This feature was so popular that we've now extended it so that the school can place content into an ad-board specifically for Parents. This means that when a parent logs into Fusion's Parent Portal on any device they will always be able to see the information that the school wants them to see.


























Parent advertiser

School advertiser Teacher advertiser **Parent advertiser**

Save as draft


**B**
*I*
U
~~T~~
**A**

















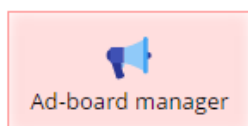


























Parent Survey

Save

We have also created a new icon for Administrators in their “Manage” area, so there is a quick way of managing all the content for all three types of users, Parents, Teachers and Students.



Finally, this new feature can now also be delegated to other users who belong to your “Delegated Managers” list.

# Minor New Features

## Logout Duration Timer

We have added a new facility for the administrator to determine the amount of time which must elapse before a user is automatically logged out. This is in direct response to many requests from schools to specify their own values.

As administrator, you will find this new ability from “**Manage**” / “**Configuration**” / “**Logout timer**”

### Logout timer settings

ⓘ This setting determines how long the system will wait before being automatically logged out. They will receive a popup where there are 10 minutes left

#### Timer

How long to wait until the user is logged out?

never ▼

The user will receive a popup when there are 10 minutes left

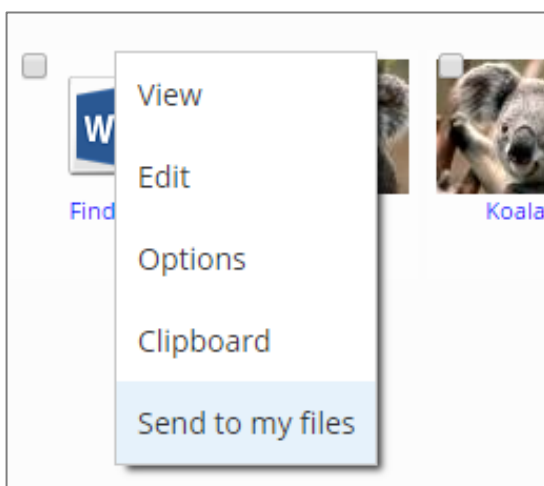
Update

## New Popup Menu Option In File Manager

Learning Spaces and Class Groups are areas of Fusion which are used to store and share teaching materials, handouts and content and are enormously popular with our users. A common request from students and teachers is to have the ability to take a resource from a Learning Space or Class, and have that file sent to “My Files” for the user to keep personally.

An example may be that a teacher has uploaded a Microsoft Word document to a class group to be used as homework. A student can access the class group and then use the new popup menu entitled “Send to My Files” to create a copy of that file in their personal folder.

In a shared planning Learning Space, multiple teachers may want to use the same option to make a copy of resources in their personal file area. The same is also true with Homework, if a teacher has uploaded a document for homework then students can send copies of that to their “My Files” folder too.




Students will also see an option to ‘Send to Workbook’


## Assign Homework to Individual Students (Within A Group)

A very popular request by schools, “Can we assign homework to individual students within a group?”

In our latest edition, this is now possible.

When creating new homework, it is now possible to select the entire class, or you can designate homework only for individuals or a small selection of students within that group.

 Create new

 Cancel

Group: A Year 6 Ms Woods

Assign to:
 ☒ Everyone
 ☐ Specific students

☐ Leanne Beverley  
☐ William Brookes  
☐ Genette Clay  
☐ Devyn Cummins  
☐ James Harvey  
☐ Charissa Rickard  
☐ Jake Rounder  
☐ Mariah Stephens  
☐ Mark Yap  
☐ Oliver Yap



This is a new feature, so cannot be applied to existing homework which is underway/planned.

## Administrators Can Now Enforce Homework Settings

The Homework feature of My Learning is a very popular aspect of the platform. We have received some requests to allow the administrator to determine pre-selected settings which are applied when a teacher creates homework. This is now available from “**Manage**” / “**Module Manager**” / “**Homework**”



## Homework manager

Instructions (default)

The following configuration options are available for this module.

ⓘ Changes will take effect the next time each user logs into the system.

Setting title	Value
<b>Add to calendar, default setting</b> This determines if the 'Add due date to group calendar' option is ticked by default when creating home work	No ▼
<b>Copy/Move homework, planned default setting</b> This determines if the 'Change status to planned' option is ticked by default when moving or copying home work	Yes ▼
<b>Default archive date</b> This determines the default archive date from the current date when creating homework	8 day ▼
<b>Default due date time</b> This determines the default specific time home work is due in by	16:00 ⌚

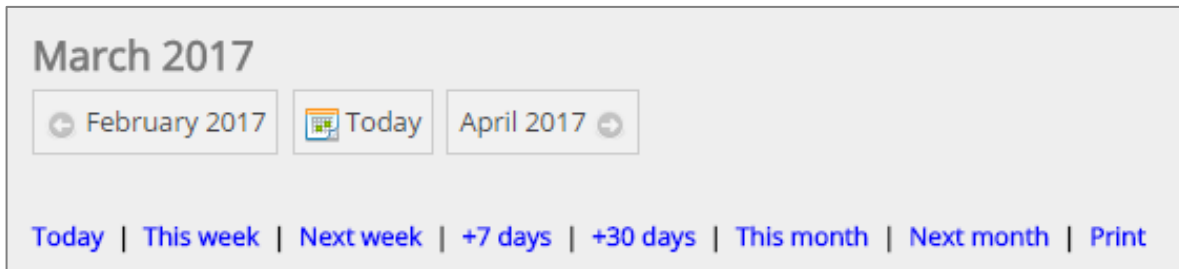
Cancel Save settings

The administrator can now set a default behaviour of settings and values for all homework which is created on the system. Teachers can of course alter these to suit their requirements, but the concept is that it's much quicker and easier for teachers to create homework items.



## Calendar Views Enhanced

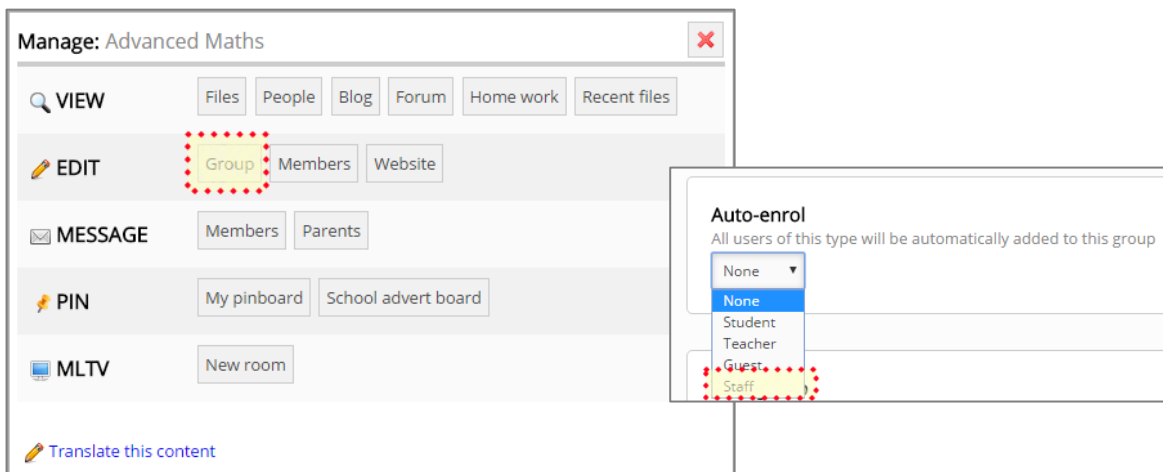
We have added some additional view types to the full screen My Learning Fusion calendar page. They are as follows:



You will see these new view types when looking at the full-screen calendar display, not the preview panel (due to lack of screen space).

## Auto-enrol Staff to a Learning Space

For some time, ML Fusion, has allowed certain groups of user types to be automatically enrolled to a Learning Space upon its creation.









You can now auto-enrol STAFF to a Learning Space.



**Note:** This feature does not apply to Class Groups, only Learning Spaces.


## New File Types Supported

My Learning Fusion now supports the hosting and delivery of the following new file types:

-  “.gmk” - Game Maker Project files (You can now store your coding projects)
-  “.mpp” - Microsoft Project files (You can store Office Project files now)
-  “.numbers” - We support the storage and playback of Apple Numbers files (Spreadsheets)
-  “.mus” - Finale Notation files (Store your music created from Finale/Notation)
-  “.ppp” - Serif Page Plus files can now be stored
-  “.dwg” - Autocad Drawing support (You can store all versions of Autocad now)



Did you know we now support 141 file types directly within My Learning Fusion?



# Bug Fixes

My Learning Fusion •1.1 now incorporates all the bug fixes below from •1.0

## **Improved .docx formatting stripper in wysiwyg editor.**

The product now handles the conversion/stripping of non-supported HTML values within the editor. Many people copy and paste Microsoft documents, which are not natively supported by internet standards. ML fusion now detects and cleans this material more accurately and attempts to retain better quality formatting.

## **JPG's with obscure mime-types are now rotatable.**

There are many main and sub-types of JPG's produced by different devices. For example, JPG files captured on an iPad contain rotational information about the device used to capture the image. My Learning Fusion now detects these more unusual image types and handles their correct aspect ratio and rotational value more accurately than before.

## **No longer limit the amount of homework items displayed in mobile mode.**

We used to limit the number of items shown on a mobile device for homework lists. In some situations, longer term ongoing projects would be missing from the list. This has now been resolved so that the mobile versions of ML Fusion now show all items.

## **Child-linking for parents has been disabled in some situations.**

Parents that are only logged in via a master account and not a specific parent account can no longer use the add child functionality. The ability to add other siblings at the school will only be available if you are logged in as your individual (personal) parent account. Note: Schools who are linked to an MIS, this feature does not apply.

## **Parental language preferences are now separate from their children.**

We located and resolved a bug whereby if a parent changed their local language, that this was also changing it for their children too. This issue has been resolved.

## **Pressing "back" when browsing homework will now take you to the correct page.**

## **Photo gallery widgets in websites now load much faster.**

We re-wrote the system which displays multiple galleries so that it is more intelligent in selecting images and showing smaller thumbnails. Thus, if you publish galleries within a personal or class website, the materials are indexed and displayed more quickly – in much the same way as Twitter and Facebook (by only showing you the items you need to see at the time – dynamic).

## **Pressing “exit” on a course learning route no longer exits the course.**

This was a bug which had been reported from many schools and is now resolved.

## **Improved speed of file browser in My Files, Learning Spaces and Class Groups**

We located and resolved an issue whereby large amounts of HTML were being generated without need in file displays. This has now been improved so that the HTML is smaller, resulting in a speed increase of about 40% when displaying large groups of file collections on any device. Tablets and smartphones will notice a faster display.

# Next Minor Release

Within the next three weeks we will be releasing some additional requested features from the community. One of these features is completely new, and the other is an extension to existing technology.

## The Mark Book

For some time, ML Fusion have been working on a central statistics engine which can gather and report all learning and assessment results within the product. Indeed, this is a key aspect of the reason that My Learning has created the “Fusion” product.

The new Mark Book will allow ALL student’s results gathered from Forms, Homework, Tasks and Quizzes to be reported upon centrally within the Mark Book.

Even more importantly, this new feature also allows teachers to enter manual marks for any type of work or assessment, much like traditional mark book’s.

Teachers can ‘post’ the results of any student learning into the Mark Book with a single click.

This new service will allow ML Fusion to act as an entirely separate ‘engine’, a single place to store all learning and assessment results, with optional manual (and possible automated entry).

We’ve been building this solution with one of our BETA schools in Egypt and it will shortly be released in v1.2.

## Group Push Notifications

This new feature will allow the school administrator, or delegated teachers to create an instant push notification which can be sent to the entire school, classes, learning spaces, parents, students, staff or any combination of these users. The “push” will be immediate and in real-time.

This will allow schools to be able to notify anyone on a smartphone or tablet with any subject, message and optional hyperlink for any purpose.

We are in final stage development of this feature and it will be ready within the next three weeks for arrival of v1.2.