

## My Learning Fusion – Release 5.0 (Cygnus)

Welcome to the official release notice for Version 5.0 'Cygnus'

Task lists are a key part of the Fusion platform. Task lists are now the official place to build 'Courses' 'Learning routes', 'Lessons', 'Revision lists', 'Lesson Cover' and 'Staff CPD'. Our legacy course system will now be phased out, beginning with users no longer being able to create a new course. Read on to find out why task lists are the way to go...!

We have further refined our new Digital Signage to allow different information playing simultaneously on multiple screens, plus a change of layout to make the system as easy as possible to use.

You can share these release notes using the URL below:

[http://mylearningltd.com/documents/Release\\_V5.pdf](http://mylearningltd.com/documents/Release_V5.pdf)

As always, we welcome feedback for ideas, improvements and testing from everyone within the community. You can provide feedback within your product by clicking "Create a ticket" at the lower left of your system once logged in.

We hope you enjoy this edition and look forward to the next major edition entitled "Cartwheel", available Winter 2018.

If you missed our earlier releases of Fusion VLE and want a quick catch up of features so far, use the links below.

Helix v4.0 - [http://mylearningltd.com/documents/Release\\_V4.pdf](http://mylearningltd.com/documents/Release_V4.pdf) [V4.1](#) [V4.2](#)

Fornax v3.0 - [http://mylearningltd.com/documents/Release\\_V3.pdf](http://mylearningltd.com/documents/Release_V3.pdf)

Whirlpool v2.0 – [http://mylearningltd.com/documents/Release\\_V2.pdf](http://mylearningltd.com/documents/Release_V2.pdf)

Pinwheel v1.1 – [http://mylearningltd.com/documents/Release\\_V1-1.pdf](http://mylearningltd.com/documents/Release_V1-1.pdf)



Alan Sawyers

(Managing Director)



# Contents






New Features Page 3

Next Major Release Page 11

These release notes are also available on your login page by clicking “**•5.0**” at the lower right. They’re also at the footer of your product entitled “**Latest Release Notes**”.

# New Features

## TASK LISTS – THE NEW COURSES!

#	Tasks	Resource	Options
1	<b>Introduction - What is the TPACK Framework</b> TPACK stands for Technological Pedagogical Content Knowledge. It is a theory that was developed to explain the set of knowledge that teachers need to teach their students a subject, teach effectively, and use technology. The seminal piece on the TPACK model was written in 2006 by Punya Mishra and Matthew J. Koehler in "Technological Pedagogical Content Knowledge: A Framework for Teacher Knowledge." They explain that their theory comes after five years of studying teachers at all different grade levels with design experiments to see how their classrooms operated. TPACK gives us three knowledge areas to consider: Technology, Pedagogy, and Content Knowledge. Arranging these three categories into a Venn diagram helps us to see the four areas that are created in Mishra and Koehler's framework.	There are no files associated with this task	
2	<b>Watch this video!</b>	 <a href="#">Introduction to the TPACK Model Video</a> <a href="#">Common Sense Media</a>	
3	<b>How can TPACK be used in the classroom</b> The how in a nutshell!	 <a href="#">How can TPACK be used in the classroom</a>	
4	<b>The reflection</b> When you plan lessons using the TPACK Model, it is important to ask your selves relevant questions. TPACK is not just about technology.	 <a href="#">TPACK Reflection that you should have when trying to use TPACK to plan your lessons</a>	
5	<b>Contribute to the Forum</b> Go the TPACK Forum and do the activity as a department!	 <a href="#">Examples of TPACK</a>	
6	<b>Attempt the quiz</b> Please use actual names Use this code 482738	 <a href="#">Quiz</a>	

### Add 'Activities' to task lists

Task lists have the option to add "activities" currently an activity is a blog, forum post, piece of homework or another task list – activities will open in a new tab. See the example of a forum thread in the task list above.

### Add users to existing task lists

If you add a new user to a group that has a task list assigned, simply edit the task list (pencil icon) and add the user to the task list.

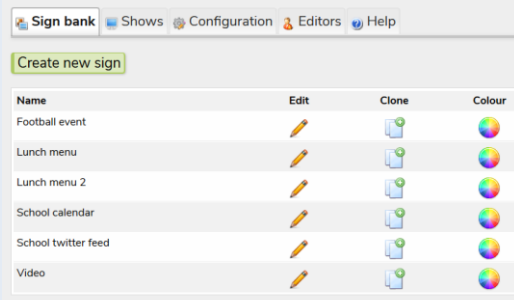
### Easy ordering of a task list

Task lists now have click and drag ordering too!

## DIGITAL SIGNAGE UPGRADE

After the extremely well received launch of the first version of our digital signage module, we have now added the ability to create a number of 'Shows' that can be played simultaneously on different screens.

### Digital signage > Sign bank



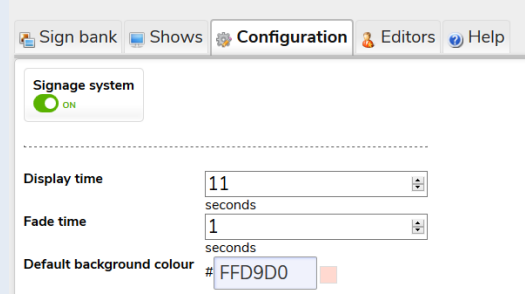
Sign bank Shows Configuration Editors Help

Create new sign

Name	Edit	Clone	Colour
Football event			
Lunch menu			
Lunch menu 2			
School calendar			
School twitter feed			
Video			

Create a new sign

### Digital signage > Configuration



Sign bank Shows Configuration Editors Help

Signage system ☒ ON

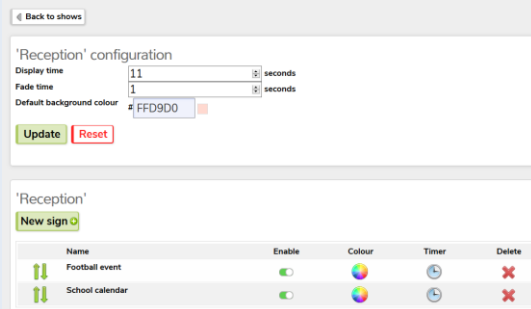
Display time  seconds

Fade time  seconds

Default background colour

Check the default slideshow configuration

### Digital signage > Manage show



Back to shows

'Reception' configuration

Display time  seconds

Fade time  seconds

Default background colour

'Reception' New sign

Name	Enable	Colour	Timer	Delete
Football event	<input checked="" type="checkbox"/>			
School calendar	<input checked="" type="checkbox"/>			

Create a show and add your signs.

### Access your show

To run or preview your digital show on any device:

<https://www.mylarningltd.com/DigitalSignage/>

You can also share or print this QR code.



Use the URL provided to display the show on any screen.

A QR code to allow users to view the show on any device.

## Layout improvements

With the new functionality in Digital signage, it is important to ensure that users find digital signage easy to create and use. We have changed the layout to make navigation clearer.

## Editors

There is now an 'Editors' tab in digital signage where the system Administrator or Admin managers can add editors to the digital signage system. Appropriate school support staff can then assume responsibility for editing the signage.

## PARENTS

### Parent messaging

Newscasts can now be sent to specific parents in the form of 'instant messaging'. The message will be sent as a notification using the school's default setting. This can include both email and app notifications, based upon parent preference.

### Parent discussions

It is now easier for parents to see relevant discussions.

Custom parental discussion categories can be created. The existing categories ones will always be available



## INSPIRE



Inspire

Inspire is a brand new module that will ultimately search from a range of online, royalty free content. This first release will search the entire pixabay library of images and videos, directly from Fusion. With one click, add any number of resources to a custom 'Inspire' folder in your personal 'My Files' area, ready to use anywhere. Find the icon in your 'Quick links' panel.

pixabay

### Inspire - Search Engine

Search for millions of images and videos directly

chemistry

Search


Safe search  
ON



This area may contain content not suitable for younger children.

Images Videos

Click an item to preview it



## GROUPS

### Delete inactive users

It is now possible to select specific inactive users to delete, in the 'Delete inactive users' section of the user manager.

### Hide groups from parents

Individual learning spaces can now be hidden from parents the same way classes can, by logging in as Admin and using the module manager.

### Easier group deletion

If a group has been archived for over 365 days (or it has been archived 365 days since 01/09/2018 for old groups) then the group can be deleted without having to clear out the files manually.

### More seamless addition/removal of website editors

When a manager is added to a group, they will automatically be added as an editor for the group website.

## BLOGS

For any blog post made after 29/06/2018, editors are shown the view count. For all users, blog posts show the specific time they were created and a new print button is provided.



**Psychology seminar** - 2 Views  
[Edit post](#) | [Delete post](#)  
 J. Atkinson @ 15:22 - 6th Sep 2018  
 Don't miss this fantastic opportunity to see a

## WORKBOOK

Students can send a popup to a teacher upon adding a file to their workbook. Students must have the ability to send popups for this option to show. (Manage > Messaging policy)

From: William Fry  
 Time: 06/09/2018 15:55  
 Subject: Workbook file added

Messages: 1

I have uploaded a new file to the History subject in my workbook

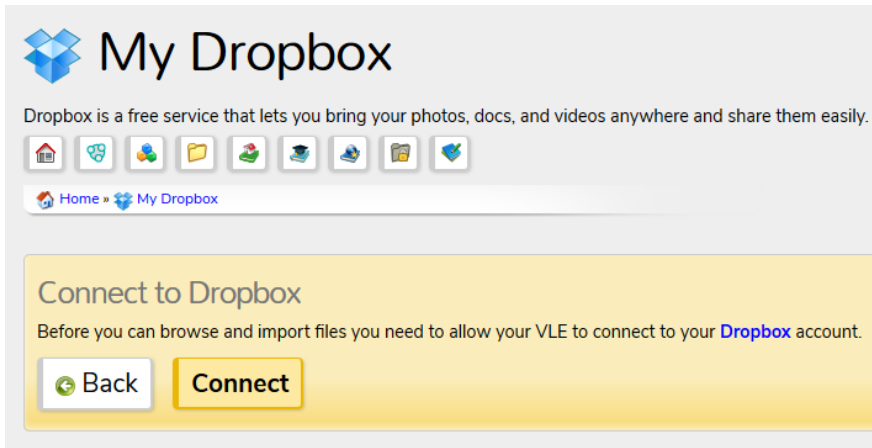
Hide popups for 5 / 10 / 15 / 30 minutes

Tip: You can view new popups at any time by visiting your messages area.

[Print](#) [Delete and close](#)

## FILE MANAGER

## Dropbox update

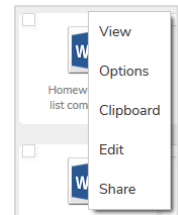


The connection between My Learning's Fusion and Dropbox had been updated to API v2.

Users with already existing Dropbox virtual folders will need to disconnect and reconnect them to use the new connection.

## Share option

There is a new 'Share' option in the context (... or right click) menu on individual files. This takes users to sharing links for the file. The links may be private (user must be logged in) or public (anyone can view, even if not logged in).



Users **must** login in order to access this content

<http://doi.org/10.1002/eqe.2424>



Anyone with this link can access this content

http://www.mia.toronto.ca/

### Highlighted files in mobile view

New files are now highlighted yellow in mobile mode

## New font

The document editor now has a new font: 'Book Antiqua'

## NOTIFICATIONS

A new notification type has been added – ‘Delete calendar event’. This notification is inactive by default. This means that if another user deletes a calendar event, that the users who are affected will receive a notification.

## Next Release

Version 5 of Fusion is entitled “Cartwheel” and will be available late Winter 2018.

Notable items for this release will be:

- Extra Curricular Activity Service – A newly enhanced module which will allow your school to manage and communicate with Parents regarding all aspects of ECA and Out-Of-School requirements.
- Our new certificate designer, the first fantastically flexible part of a wider awards module. Keep an eye on future releases for more! We’re very busy with this, and it’s going to be a very useful tool!
- Our new look website builder with enhanced building options and improved interface.